




	STANDARD-DUTY		HEAVY-DUTY		TOWABLE/TRAINABLE	
						
	WEIGHT CAPACITY	DIMENSIONS	WEIGHT CAPACITY	DIMENSIONS	WEIGHT CAPACITY	DIMENSIONS
<b>8 CU. FT.</b>	300 LBS.	38" (L) X 26" (W) X 28.1" (H)	700 LBS.	38.4" (L) X 26" (W) X 28.25" (H)	—	—
<b>12 CU. FT.</b>	400 LBS.	42.75" (L) X 28" (W) X 33" (H)	800 LBS.	43.25" (L) X 28" (W) X 33.9" (H)	—	—
<b>14 CU. FT.</b>	500 LBS.	44.1" (L) X 31" (W) X 32.5" (H)	—	—	—	—
<b>16 CU. FT.</b>	500 LBS.	43.75" (L) X 31" (W) X 37" (H)	1,000 LBS.	44.4" (L) X 31" (W) X 38.25" (H)	—	—
<b>20 CU. FT.</b>	600 LBS.	48" (L) X 34.1" (W) X 36.5" (H)	1,200 LBS.	48.25" (L) X 34.1" (W) X 37.9" (H)	—	—
<b>27 CU. FT.</b>	—	—	1,200 LBS.	59" (L) X 34" (W) X 42.9" (H)	1,200 LBS.	59" (L) X 34" (W) X 42.9" (H)
<b>MATERIAL</b>	HIGH DENSITY POLYETHYLENE (HDPE)		HIGH DENSITY POLYETHYLENE (HDPE)		HIGH DENSITY POLYETHYLENE (HDPE)	
<b>COLOR OPTIONS AVAILABLE</b>	BLACK, WHITE, BLUE, DARK BLUE, RED, YELLOW		BLACK (ADDITIONAL COLOR OPTIONS AVAILABLE THROUGH RCP SPECIALS)		BLACK (ADDITIONAL COLOR OPTIONS AVAILABLE THROUGH RCP SPECIALS)	
<b>USE / APPLICATIONS</b>	WASTE COLLECTION, MATERIAL TRANSPORT, LAUNDRY HANDLING		WASTE COLLECTION, MATERIAL TRANSPORT, LAUNDRY HANDLING		WASTE COLLECTION, MATERIAL TRANSPORT, LAUNDRY HANDLING	
<b>HEAVY-DUTY HINGED LID (OPTIONAL)</b>	SOLD SEPARATELY		SOLD SEPARATELY		SOLD SEPARATELY	
<b>CASTER SIZE</b>	4" (8, 12 CU. FT.); 5" (14, 16, 20 CU. FT.)		4" (8, 12 CU. FT.); 5" (16, 20, 27 CU. FT.)		6"	
<b>RECYCLING MODEL</b>	16 CU. FT.		—		—	
<b>EXECUTIVE SERIES MODEL</b>	12, 16 CU. FT.		—		—	
<b>SPRING PLATFORM MODEL</b>	14, 20 CU. FT.		—		—	

# CUBE TRUCKS

## SELECTION GUIDE

RCP-389  
#141734  
©2015 Rubbermaid Commercial Products LLC  
8900 Northpointe Executive Drive, Huntersville, NC 28078

